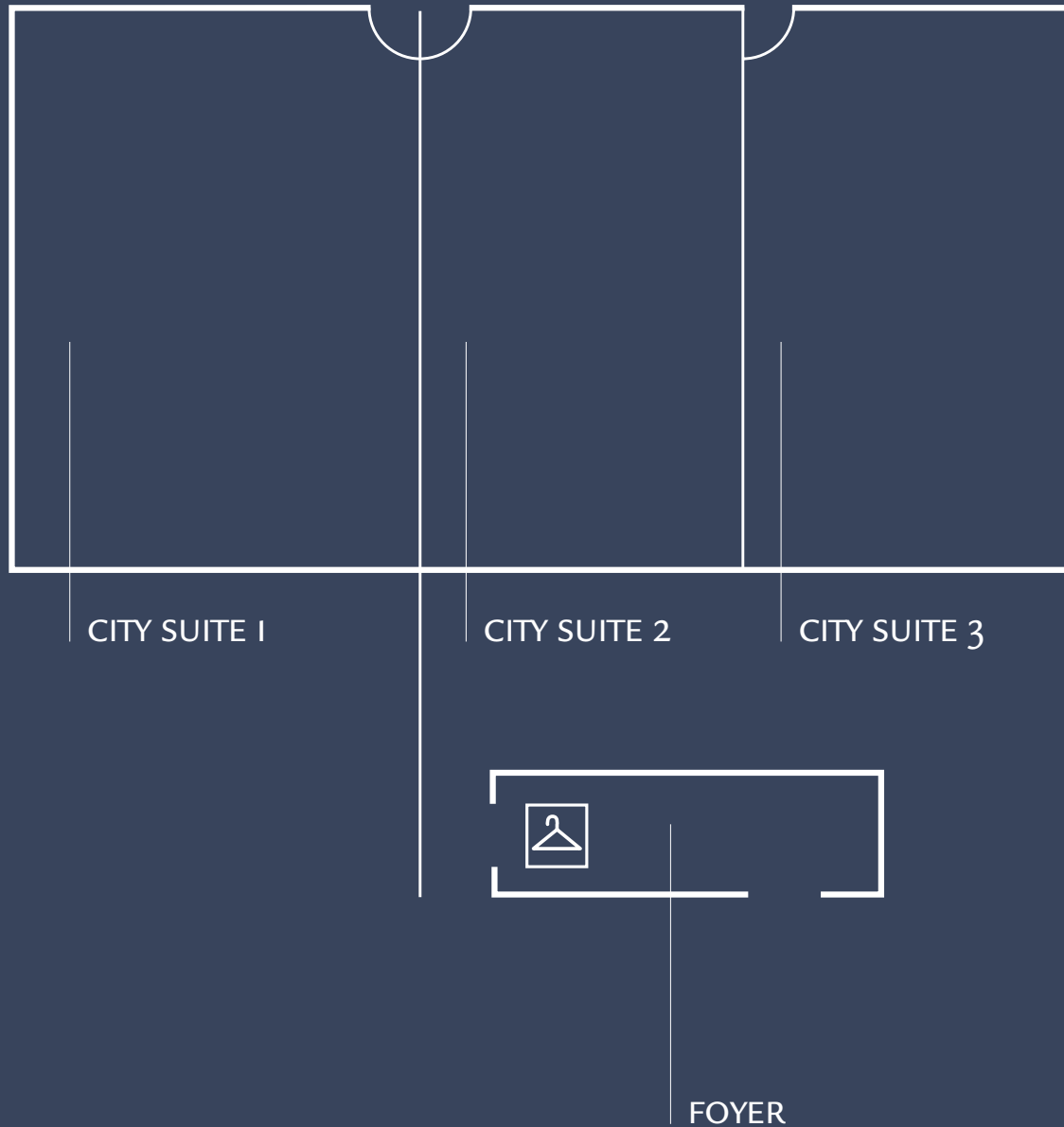


# GROUND FLOOR



ROOM NAME	DIMENSION W X L X H(M)	SIZE (M <sup>2</sup> )	THEATRE	BOARD ROOM	U-SHAPE	CLASS ROOM	CABARET DINNER	DINNER DANCE	RECEP- TION	
<b>GROUND FLOOR – CITY SUITES</b>										
CITY SUITE	12.5 x 24.5	360.3	380	-	-	135	200	250	264	400
CITY SUITE 1	12.5 x 12.2	152.5	120	-	45	75	96	120	120	120
CITY SUITE 2	12.5 x 6.1	76.3	60	-	27	30	48	60	-	60
CITY SUITE 3	12.5 x 6.2	77.5	60	-	27	30	48	60	-	60
CITY SUITE 1-2	12.5 x 18.3	228.8	180	-	54	105	144	150	120	180
CITY SUITE 2-3	12.5 x 12.3	153.8	150	-	45	60	96	120	100	150

 Cloakroom

**Park Plaza London Riverbank**

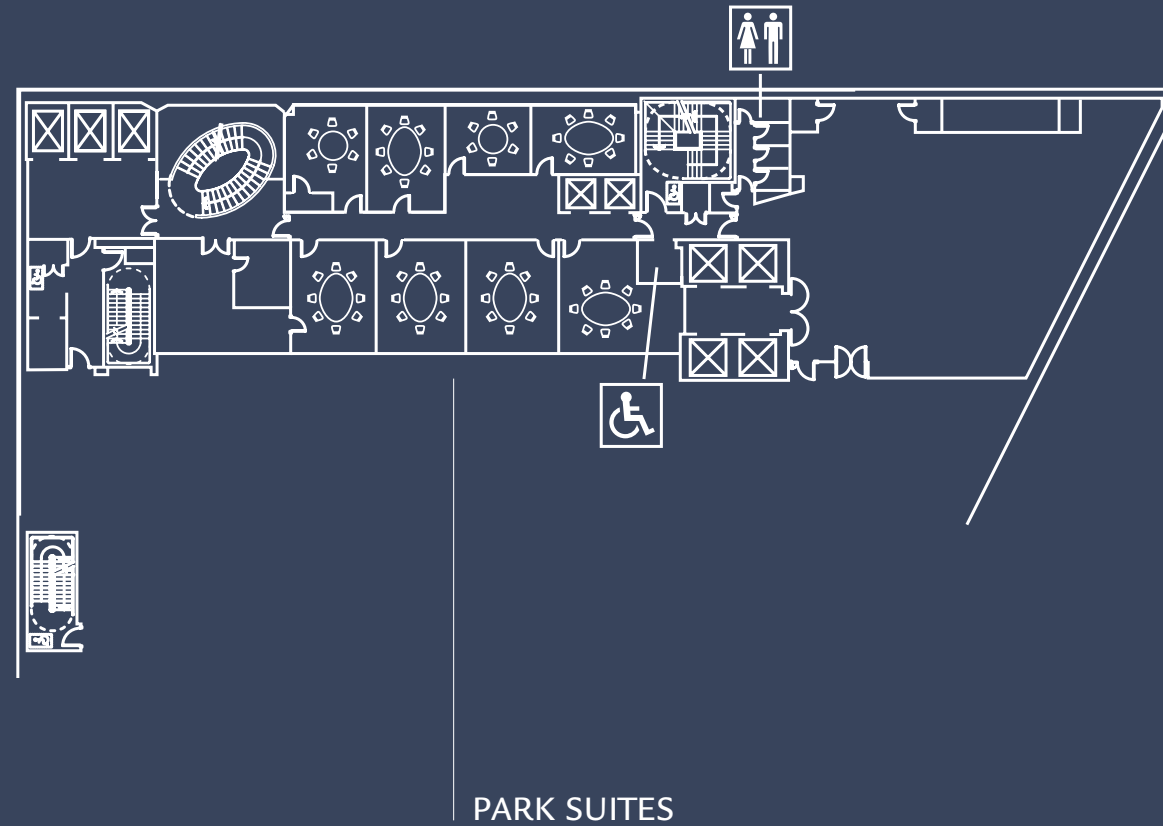
18 Albert Embankment, London SE1 7TJ

T: +44 (0) 844 854 5290 F: +44 (0) 844 854 5291

pprlconf@pphe.com

[parkplaza.com/riverbank](http://parkplaza.com/riverbank)

## MEZZANINE LEVEL



ROOM NAME	DIMENSION W X L X H(M)	SIZE (M <sup>2</sup> )	THEATRE	BOARD ROOM	U-SHAPE	CLASS ROOM	CABARET DINNER	DINNER DANCE	RECEP- TION
<b>MEZZANINE LEVEL — PARK SUITES &amp; BUSINESS CENTRE</b>									
PARK SUITE 1	5.8 x 4.3 x 2.3	24.9	15	10	-	-	-	10	-
PARK SUITE 2	5.1 x 4.9 x 2.3	25	20	14	-	-	-	14	-
PARK SUITE 3	5.8 x 4.3 x 2.3	24.9	15	10	-	-	-	10	-
PARK SUITE 4	6.0 x 4.8 x 2.3	28.8	24	14	-	-	-	14	-
PARK SUITE 5	5.9 x 3.6 x 2.3	21.2	18	10	-	-	-	10	-
PARK SUITE 6	4.3 x 3.6 x 2.3	15.5	-	10	-	-	-	10	-
PARK SUITE 7	5.4 x 3.9 x 2.3	21	12	10	-	-	-	10	-
PARK SUITE 8	4.0 x 3.9 x 2.3	15.6	10	6	-	-	-	6	-

 Male WC

 Female WC

 Accessible WC

### Park Plaza London Riverbank

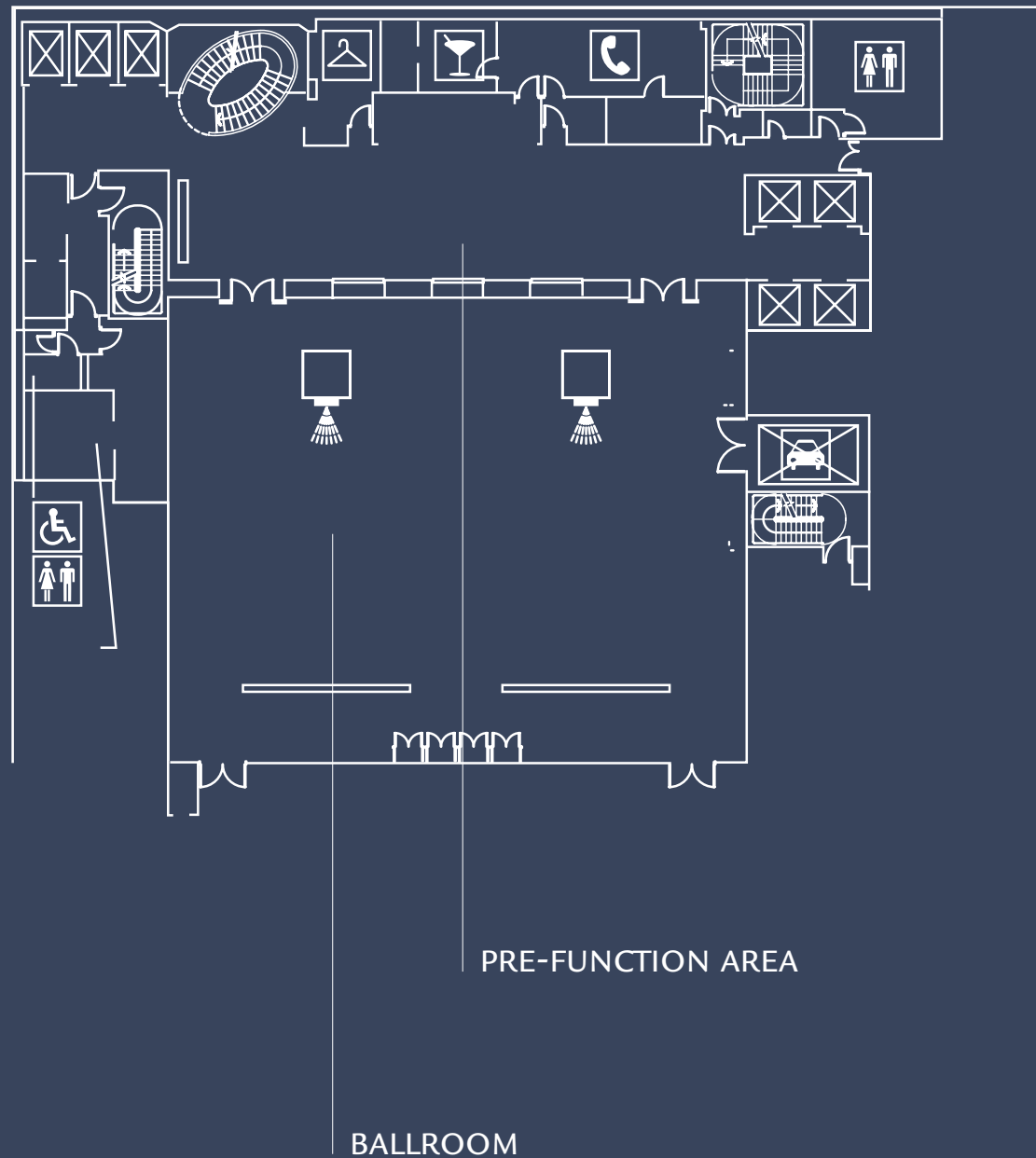
18 Albert Embankment, London SE1 7TJ

T: +44 (0) 844 854 5290 F: +44 (0) 844 854 5291

pprlconf@pphe.com

[parkplaza.com/riverbank](http://parkplaza.com/riverbank)

## CONFERENCE LEVEL -2



ROOM NAME	DIMENSION W X L X H(M)	SIZE (M <sup>2</sup> )	THEATRE	BOARD ROOM	U-SHAPE	CLASS ROOM	CABARET DINNER	DINNER DANCE	RECEP- TION	
<b>CONFERENCE LEVEL -2</b>										
THE BALLROOM	22.9 x 27.9 x 5	638.9	650	-	-	450	432	540	490	660
<i>The ballroom can also be divided into two separate ballrooms</i>										
BALLROOMS	22.9 x 13.9 x 5	318.3	300	-	54	216	200	250	200	450

### Park Plaza London Riverbank

18 Albert Embankment, London SE1 7TJ

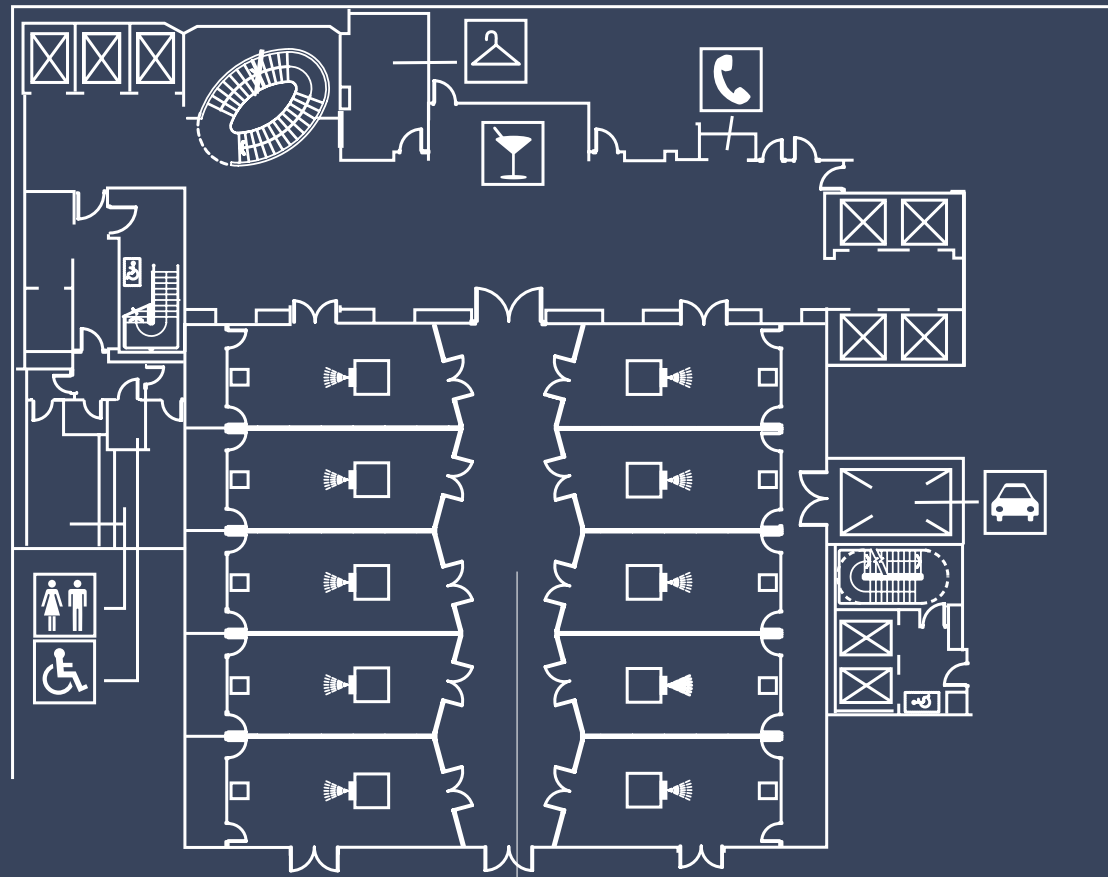
T: +44 (0) 844 854 5290 F: +44 (0) 844 854 5291

pprlconf@pphe.com

[parkplaza.com/riverbank](http://parkplaza.com/riverbank)

Male WC	Bar
Female WC	Lift
Accessible WC	Service Lift
Cloakroom	

## CONFERENCE LEVEL -4



PLAZA SUITES

ROOM NAME	DIMENSION W X L X H(M)	SIZE (M <sup>2</sup> )	THEATRE	BOARD ROOM	U-SHAPE	CLASS ROOM	CABARET DINNER	DINNER DANCE	RECEP- TION	
<b>CONFERENCE LEVEL -4</b>										
THE PLAZA SUITE	24.5 x 22.8 x 2.3	558.6	550	-	-	330	304	400	340	550
<i>The plaza suite can also be split into variable syndicate rooms</i>										
SINGLE PLAZA ROOM	9.5 x 4.5 x 3.95	42.7	40	22	-	24	32	30	-	40
DOUBLE PLAZA ROOM	9.5 x 9.0 x 3.95	85.5	80	32	23	48	56	60	-	80
TRIPLE PLAZA ROOM	9.5 x 13.5 x 3.95	128.3	120	40	30	60	88	90	60	120
QUADRUPLE PLAZA ROOM	9.5 x 18 x 3.95	171	160	-	-	72	110	120	90	160
HALF THE PLAZA SUITE	9.5 x 22.5 x 3.95	213.7	200	-	-	84	140	180	150	200

-  Male WC
-  Female WC
-  Accessible WC
-  Cloakroom
-  Lift
-  Bar
-  Service Lift

### Park Plaza London Riverbank

18 Albert Embankment, London SE1 7TJ

T: +44 (0) 844 854 5290 F: +44 (0) 844 854 5291

pprlconf@pphe.com

[parkplaza.com/riverbank](http://parkplaza.com/riverbank)