



Park Plaza  
Riverbank

LONDON

*conferences*

*& special events*



# Welcome

## Park Plaza Riverbank London

### Welcome to Park Plaza Riverbank London

Situated on the River Thames, Park Plaza Riverbank offers some of the largest and most impressive fully flexible conference space in the city.

This state-of-the-art conference hotel was designed with you in mind and to suit your individual needs – glamorous events, stylish parties, corporate seminars, exhibitions or board meetings – whatever your requirements, Park Plaza Riverbank is the ideal venue for you.

The hotel has the latest technology which has been cleverly installed and concealed throughout all conference levels, guestrooms and public areas, to make your fast-paced life a little easier, and your load a little lighter.

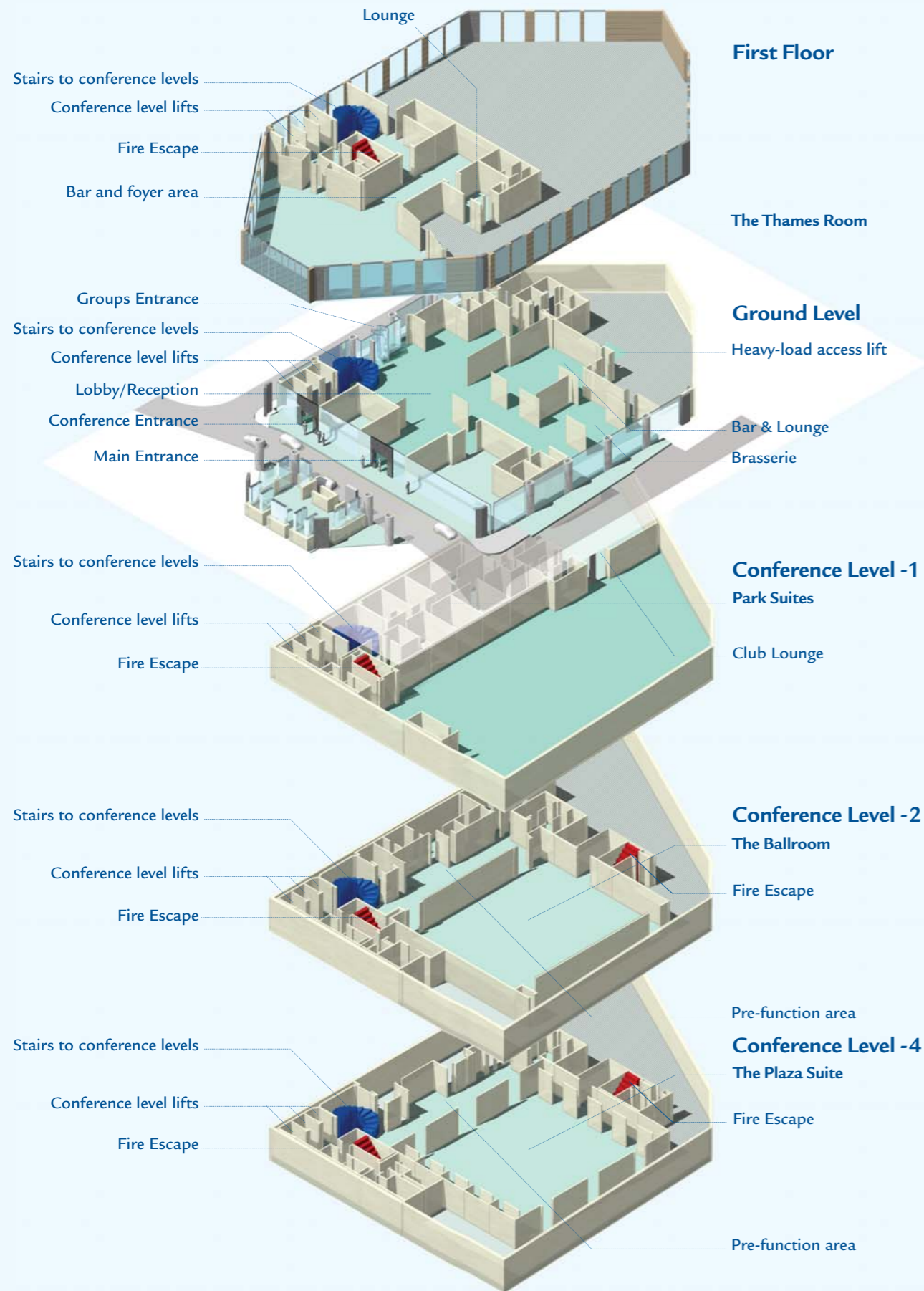
In addition, dedicated, experienced teams are on hand to provide service that surpasses the rest – flawless meetings and memorable events are guaranteed. Teams who understand, teams who appreciate, teams who deliver, time after time.

The hotel affords spectacular views of the Tate Britain, Houses of Parliament, Big Ben and the London Eye and is perfectly located close to major attractions and historic landmarks, positioning you exactly where you need to be...

Space to breathe, room to think and cutting-edge facilities to help you unwind.

Take a fresh view, find it all here...

# Floor Plan



# Capacity Chart

Meeting Room	LxW (meters)	Height (meters)	Theatre	Boardroom	U-shape	Classroom	Cabaret	Dinner	Dinner Dance	Reception
<b>First Floor</b>										
The Thames Room		4 to 15	310	-	-	150	160	300	250	400
<b>Conference Level -1 - Park Suites &amp; Business Centre</b>										
Park Suite 1	5.9 x 4.3		20	12	-	9	-	12	-	-
Park Suite 2	5.9 x 4.8		20	12	-	9	-	12	-	-
Park Suite 3	5.9 x 4.3		20	12	-	9	-	12	-	-
Park Suite 4	5.9 x 4.6		30	18	-	15	16	18	-	-
Park Suite 5	5.6 x 3.6		18	12	-	9	-	12	-	-
Park Suite 6	4.5 x 3.5		-	10	-	-	-	10	-	-
Park Suite 7	5.9 x 4.3		15	10	-	9	-	12	-	-
Park Suite 8	4.7 x 4.2		15	10	-	-	-	10	-	-
<b>Conference Level -2</b>										
The Ballroom	22.9 x 27.9	5.7	650	-	-	450	456	540	490	660
<i>The Ballroom can also be divided into two separate ballrooms</i>										
Ballrooms	22.9 x 13.9	5.7	300	-	54	216	200	250	200	350
<b>Conference Level -4</b>										
The Plaza Suite	23.4 x 21.6	3.95	500	-	-	330	304	400	340	550
<i>The Plaza Suite can also be split into variable syndicate rooms</i>										
Single Plaza Room	9.5 x 4.5	3.95	40	22	-	24	32	30	-	40
Double Plaza Room	9.5 x 9	3.95	80	30	23	48	56	60	-	80
Triple Plaza Room	9.5 x 13.5	3.95	120	40	30	60	88	90	60	120
Quadruple Plaza Room	9.5 x 18	3.95	160	-	-	72	110	120	90	160
Half the Plaza Suite	9.5 x 22.5	3.95	200	-	-	84	140	180	150	200

These capacities are dependant upon your exact event specifications

# The Thames Room

The ultimate venue for your London event is the magnificent Thames Room. Situated on the first floor at the front of the hotel, The Thames Room, with its floor-to-ceiling windows boasts stunning views of the River Thames and the City skyline – a uniquely different perspective.

Flooded with natural light, The Thames Room can accommodate up to 300 delegates for a private dinner. At night, the flickering City lights provide an idyllic backdrop for your lavish dinner, cocktail reception or private dinner party for up to 300 guests.

Contemporary décor, sophisticated lighting systems and state-of-the-art technological equipment combine to exude effortless style, luxury and elegance.

- Natural daylight
- Stunning views of the river and London skyline
- Fully air-conditioned
- Sophisticated lighting system
- High-specification technological system
- Foyer with bar and separate lounge
- Private cloakroom
- Bathrooms with disabled facility
- Dedicated Hotel Kitchen



## First Floor



### Key

- Fire escape
- Public area
- Floor to ceiling glass window
- ♂ Male WC
- ♀ Female WC
- ♿ Accessible WC
- 👤 Cloakroom
- 🍸 Bar

### Capacities

	Theatre	Boardroom	U-shape	Classroom	Cabaret	Dinner	Dinner Dance	Reception
The Thames Room	310	-	-	150	240	300	250	400

### Dimensions

	Area: sq metres	Height: metres
The Thames Room	393	4 to 15

# The Park Suites and Guest Services

## Conference Level -1

Private dining, board meetings and seminars are perfect for our Park Suites, located on level -1. With the Business Centre just next door, the Park Suites are ideal for pre-event briefings, taking advantage of our secretarial services plus fax and photocopying equipment for those last-minute vital success factors! Similarly, for your convenience, our Club Lounge is available for lunch and dinner.

- 8 Park Suites
- Business Centre
- Club Lounge
- Bathrooms with disabled facility
- Menu options from canapés to fine dining

A heavy-load goods lift can be accessed to the rear of the hotel, suitable for all manner of conference equipment, cars and visual display systems.

The hotel offers 60 private car parking spaces and excellent transport links into the City and local rail stations.

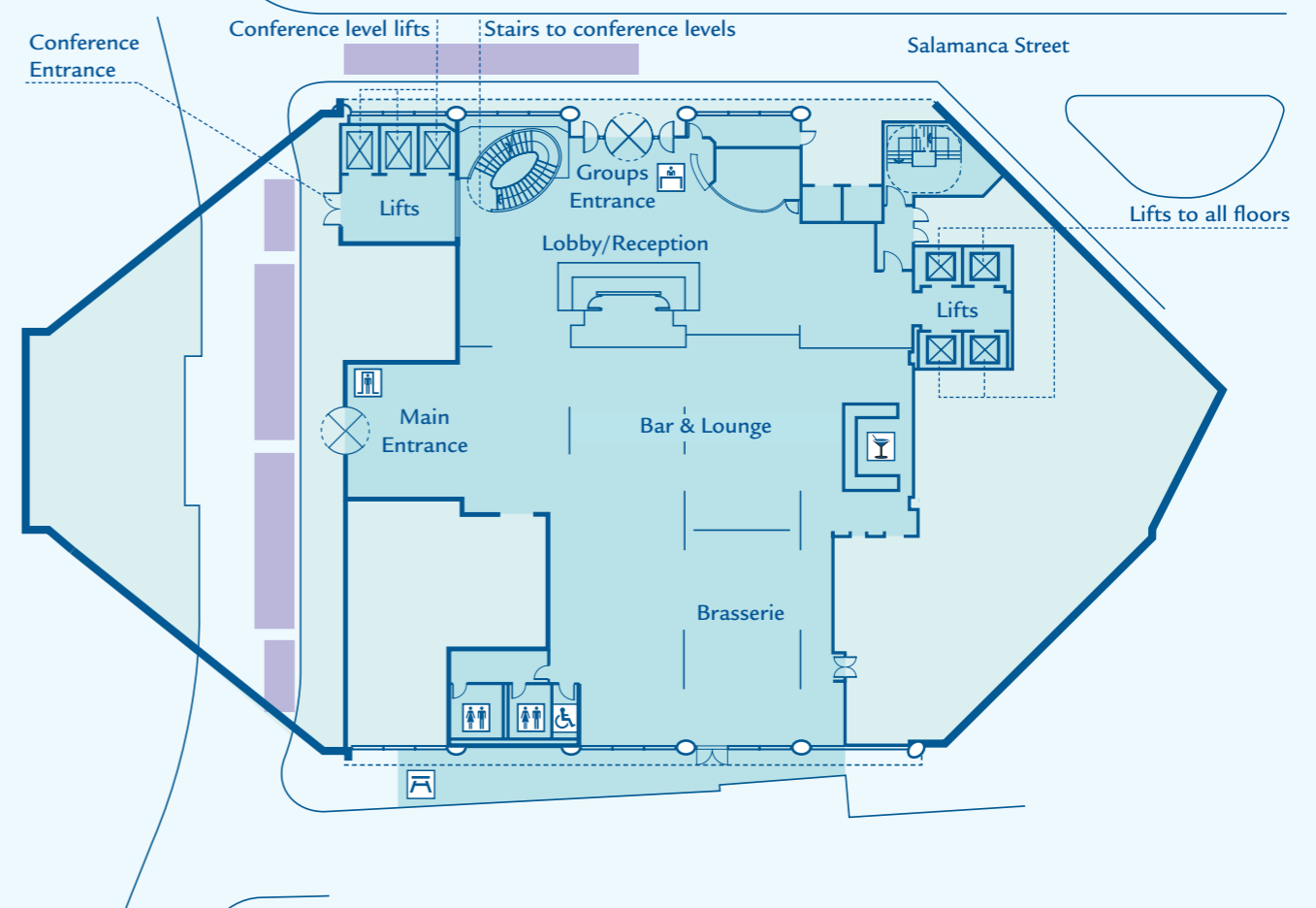
- Chino Latino, Brasserie, Bar & Lounge
- Exclusive Lounge Bar
- Separate meetings & events and groups entrance with dedicated doorman
- Luggage storage facility
- Heavy-load access lift
- Public bathrooms with disabled facility

## The Ground Floor

The Ground Floor has been designed to accommodate conference and leisure group arrivals as efficiently as possible with a coach drop-off point at the side of the hotel plus a dedicated entrance at the front with direct access to all Conference Levels.



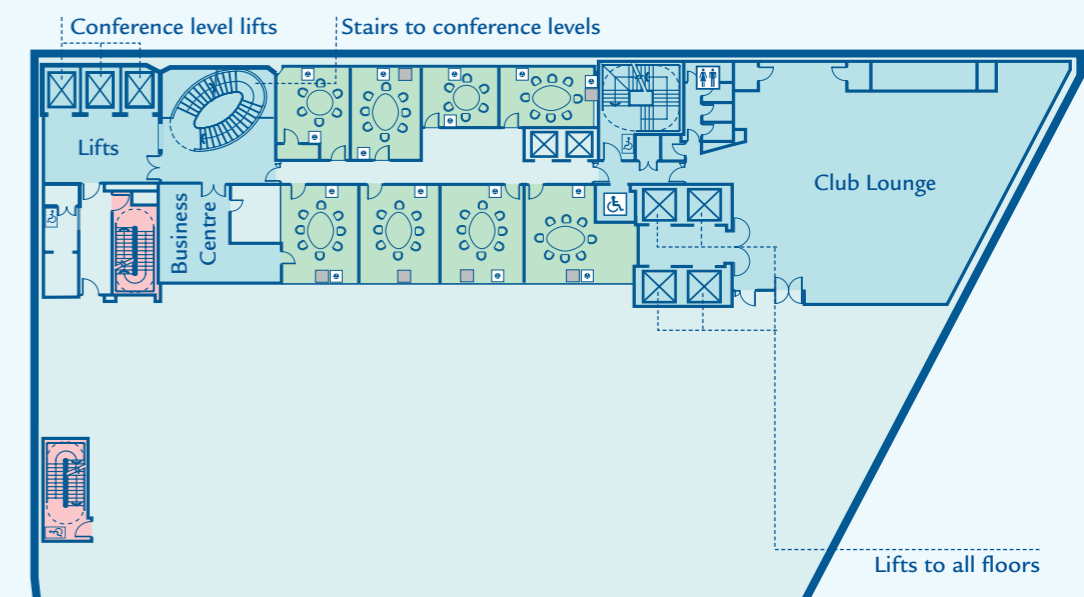
## Ground Level



## Key

- Fire escape
- Public area
- ♂ Male WC
- ♀ Female WC
- ♿ Accessible WC
- 🍸 Bar
- 👤 Concierge
- 🚪 Doorman
- 🪑 Outdoor seating
- Screen
- 🔌 Facility panel

## Conference Level -1



# The Ballroom

For your conference, product launch, seminar, gala dinner, or even your wedding day, The Ballroom offers a perfect ambience of exceptional style, with cutting-edge design.

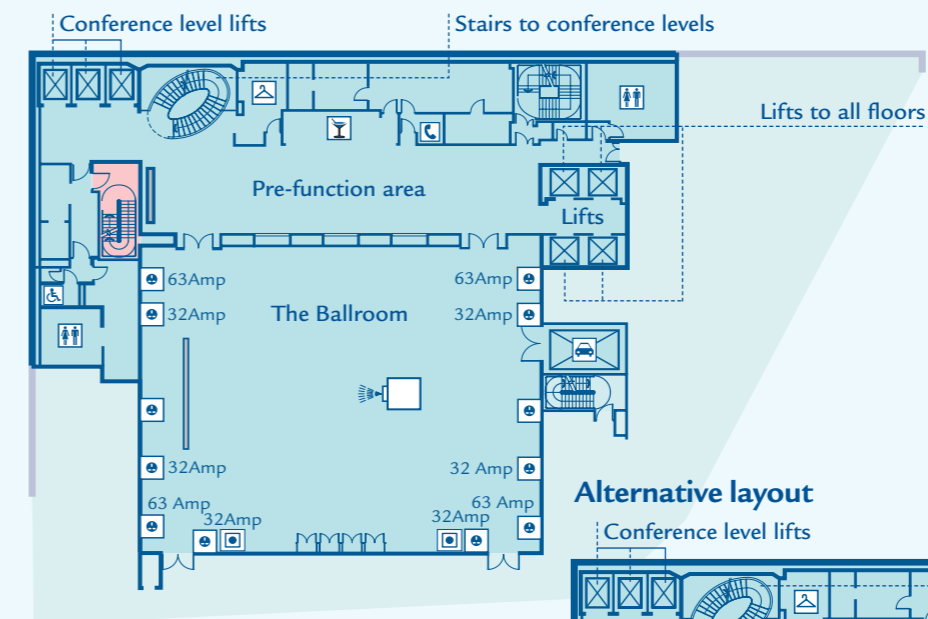
Accommodating up to 650 theatre-style, or 540 for a private dinner, The Ballroom has the capacity to impress your colleagues or friends, whatever the event.

Should you want all the elegance and ambience of The Ballroom but on a slightly smaller scale, its flexible functionality is such that it can be easily divided into two smaller ballrooms for more intimate celebrations, without compromising any of the sophistication or technology you need.

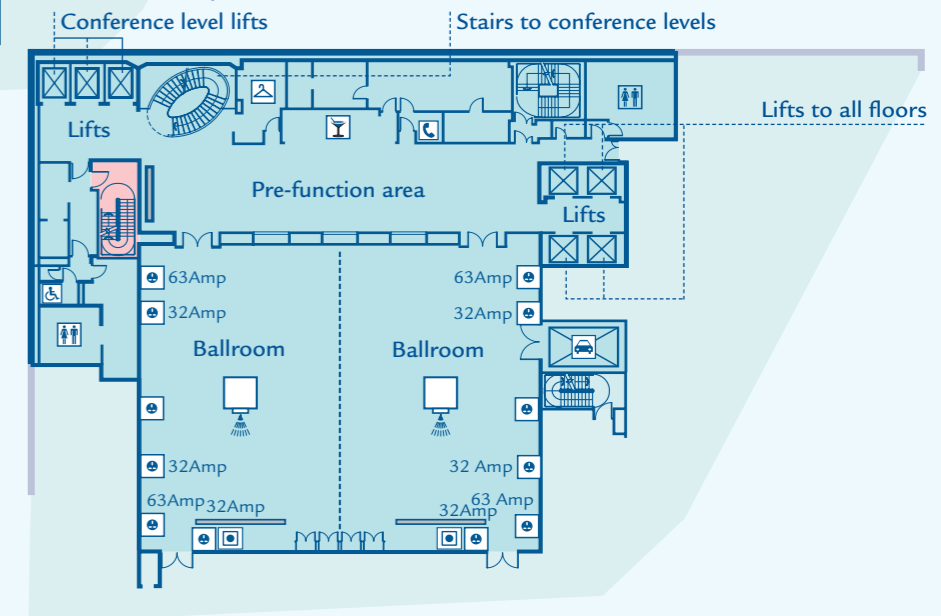
- Fully air-conditioned
- Sophisticated lighting system
- High-specification technological system
- Foyer with large plasma screen
- Large built-in projector screens
- Pre-function area with Private Bar
- Heavy-load access lift
- Private cloakroom
- Bathrooms with disabled facility
- Dedicated Hotel Kitchen



## Conference Level -2



## Alternative layout



### Key

- Fire escape
- Public area
- Male WC
- Female WC
- Accessible WC
- Cloakroom
- Bar
- Telephone
- Projector available on request
- Screen
- Service Lift
- Facility panel
  - 1 x 63 or 32 Amp socket
  - 4 x Computer/telephone outlets
  - CATV outlet
  - Video outlet
  - Microphone outlet
- Control panel
  - Volume control
  - Lighting control
  - Temperature control

### Capacities

	Theatre	Boardroom	U-shape	Classroom	Cabaret	Dinner	Dinner Dance	Reception
<b>The Ballroom</b>	650	-	-	450	456	540	450	660
<b>Ballrooms</b>	300	-	54	216	200	250	200	450

### Dimensions

	Length: metres	Width: metres	Area: sq metres	Height: metres
<b>The Ballroom</b>	22.9	27.9	639	5.7
<b>Ballrooms</b>	22.9	13.9	318	5.7

# The Plaza Suite and Syndicate Rooms

In understanding individual requirements, we know that flexibility is key and at Park Plaza Riverbank, we have designed contemporary, cutting-edge function space that can be adapted to suit your needs.

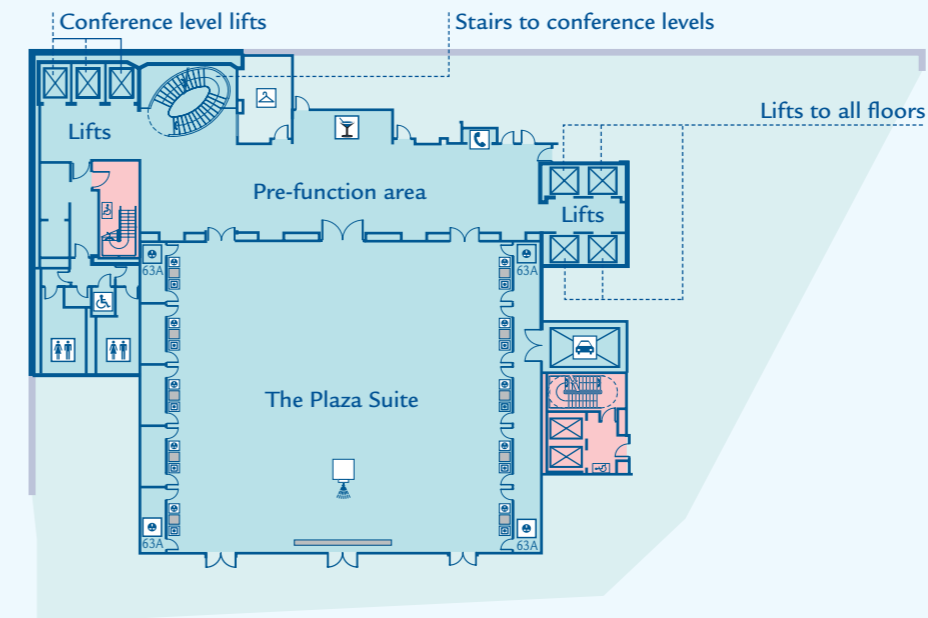
The Plaza Suite can comfortably accommodate 550 guests theatre style, 400 for dinner, or up to 550 for a reception. Alternatively, it can be divided into smaller syndicate rooms – and as many as ten are available, each perfect for board meetings, training sessions and seminars.

The flexibility of The Plaza Suite, allows you to choose your space, be it one Plaza room, two, three, four or five, giving you the freedom to choose the space that's right for you. Neutral décor and stylish settings create fresh places to meet, think and inspire.

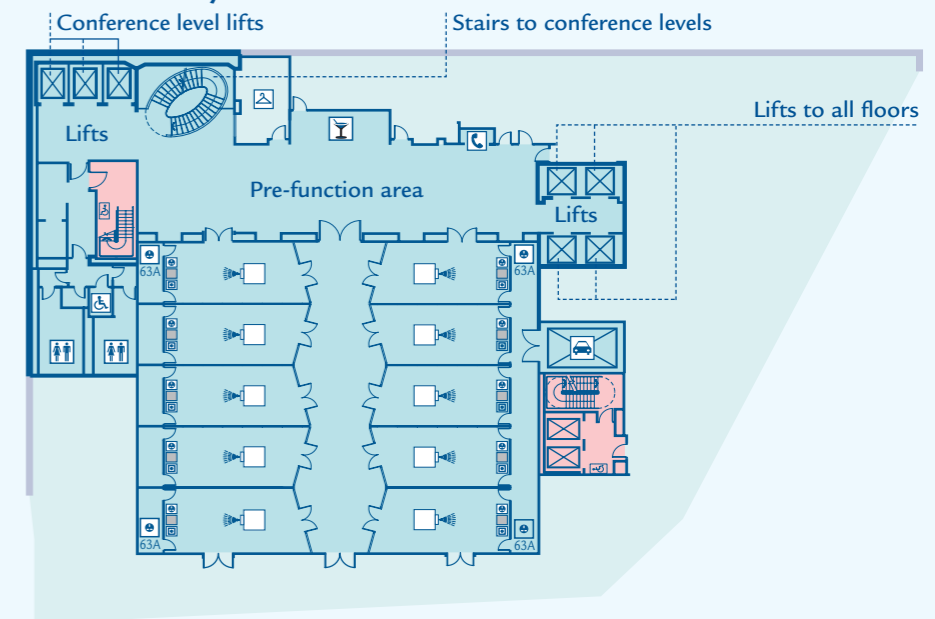
- Fully air-conditioned
- Sophisticated lighting system
- High-specification technological system
- Large built-in projector screens
- Pre-function area with private bar
- Heavy-load access lift
- Private cloakroom
- Bathrooms with disabled facility
- Dedicated hotel kitchen



## Conference Level -4



## Alternative layout



### Key

- Fire escape
- Public area
- Male WC
- Female WC
- Accessible WC
- Cloakroom
- Bar
- Telephone
- Projector available on request
- Screen
- Service Lift
- Facility panel
  - 2 x 63 or 32 Amp socket
  - 4 x Computer/telephone outlets
  - CATV outlet
  - Video outlet
  - Microphone outlet
- Control panel
  - Volume control
  - Lighting control
  - Temperature control

### Capacities

	Theatre	Boardroom	U-shape	Classroom	Cabaret	Dinner	Dinner Dance	Reception
<b>The Plaza Suite</b>	550	-	-	330	304	400	340	550

### Dimensions

	Length: metres	Width: metres	Area: sq metres	Height: metres
<b>The Plaza Suite</b>	23.4	21.6	505	3.95

Capacities for the Plaza Syndicate Rooms can be found on page 12


# The Hotel



## Guestrooms

After your meeting or celebration, relax in unprecedented comfort in your guestroom. Each of our stunning 394 superior, executive rooms and suites are styled with modern furniture and contemporary fittings, with an overall calming décor, making them the ultimate haven for work or rest.

All guestrooms have en-suite bath and separate power shower, tea & coffee making facilities, mini-bar, laptop safe, UK/EU/USA electrical sockets, fax/modem points, on-demand movie & music channels, high-speed Internet access, as well as state-of-the-art equipment such as individually controlled heating and air-conditioning systems and stylish plasma televisions.



## Restaurant & Bar

Chino Latino Brasserie, Bar & Lounge is located on the ground floor. We serve a wide variety of light food, cocktails, beers and fine wines in the intimate but glamorous setting of the Bar & Lounge. Cosy, yet luxurious leather sofas and high-backed chairs nestle comfortably amid low-sunk coffee tables, allowing a perfect, relaxing ambience in which to enjoy your wind-down from a long day.

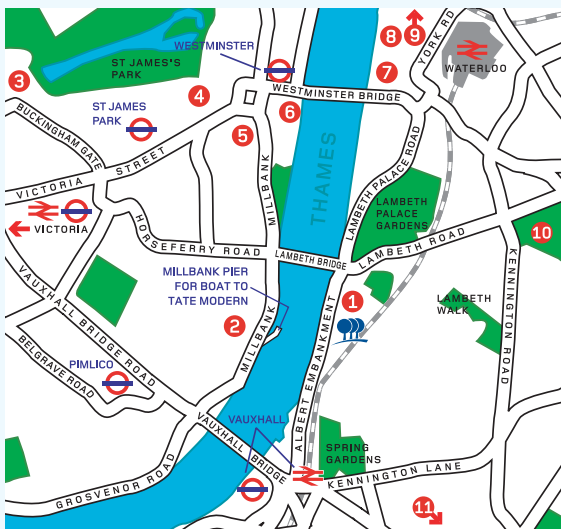
Our Brasserie serves a stunning selection of seafood, sushi, crispy tempura and Chino Latino specialities from a vast menu of East meets West ingredients. Subtle hints of the Mediterranean can also be found in a mix of traditional dishes created by our experienced chefs.



## Health & Leisure

We recognise the importance of your well-being. Our Health & Leisure facility boasts a fully-equipped gymnasium, cardiovascular equipment and weight-resistance machines. The hotels' prime location places you in close proximity to nearby golf, tennis and cricket pursuits. Find time to relax and unwind whilst in the City.

## The Location



- |  |                                   |   |
|--|-----------------------------------|---|
| <b>1</b> PARK PLAZA RIVERBANK LONDON       | <b>2</b> TATE BRITAIN             | <b>3</b> BUCKINGHAM PALACE              |
| <b>4</b> QUEEN ELIZABETH CONFERENCE CENTRE | <b>5</b> WESTMINSTER ABBEY        | <b>6</b> HOUSES OF PARLIAMENT & BIG BEN |
| <b>7</b> LONDON AQUARIUM                   | <b>8</b> LONDON EYE               | <b>9</b> ROYAL FESTIVAL HALL            |
| <b>10</b> IMPERIAL WAR MUSEUM              | <b>11</b> THE OVAL CRICKET GROUND |   |

### Accessibility

This superb, 4-star deluxe hotel is situated on the banks of the River Thames, Southside opposite the Tate Britain art gallery and overlooking the Houses of Parliament, Big Ben and the London Eye. The hotel is within walking distance from some of London's most impressive landmarks and attractions – perfect for your post-meeting or event entertainment!

Park Plaza Riverbank is close to Westminster and Vauxhall underground stations proving access around the city via the Jubilee, Circle, District and Victoria lines respectively. A shuttle service is available on request, transporting guests to and from Waterloo International underground, mainline rail and Eurostar services.

London City Airport (LCY) 9.7 miles

London Heathrow Airport (LHR) 18.4 miles

London Gatwick Airport (LGW) 28 miles

### Park Plaza Riverbank London

18 Albert Embankment, London SE1 7TJ, United Kingdom

T: +44 (0) 20 7958 8000 F: +44 (0) 20 7769 2400

E: [pprlconf@pphe.com](mailto:pprlconf@pphe.com)

[www.riverbankparkplaza.com](http://www.riverbankparkplaza.com)

